



AHS PLANS

Member Portal Registration

The Access Health member portal provides easy-to-use tools helping you make the most of your medical benefit plan.

Enrolling is easy with these simple steps!

1. Go to the following website:
www.ahsplans.com Select Portal Login at the top right corner of the page.

PORTAL LOGIN

Click "Member Login" to start the registration process:



2. Select: "No account yet? Click here to create an account":

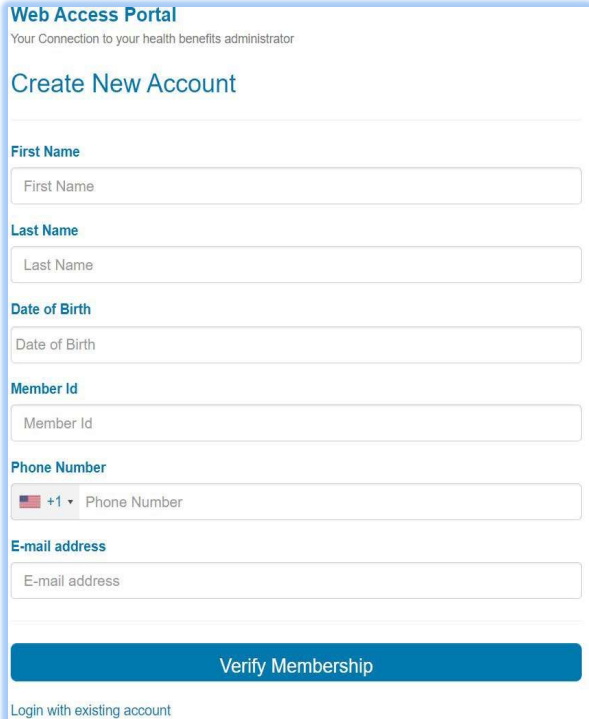


AHS PLANS

3. Create New Account

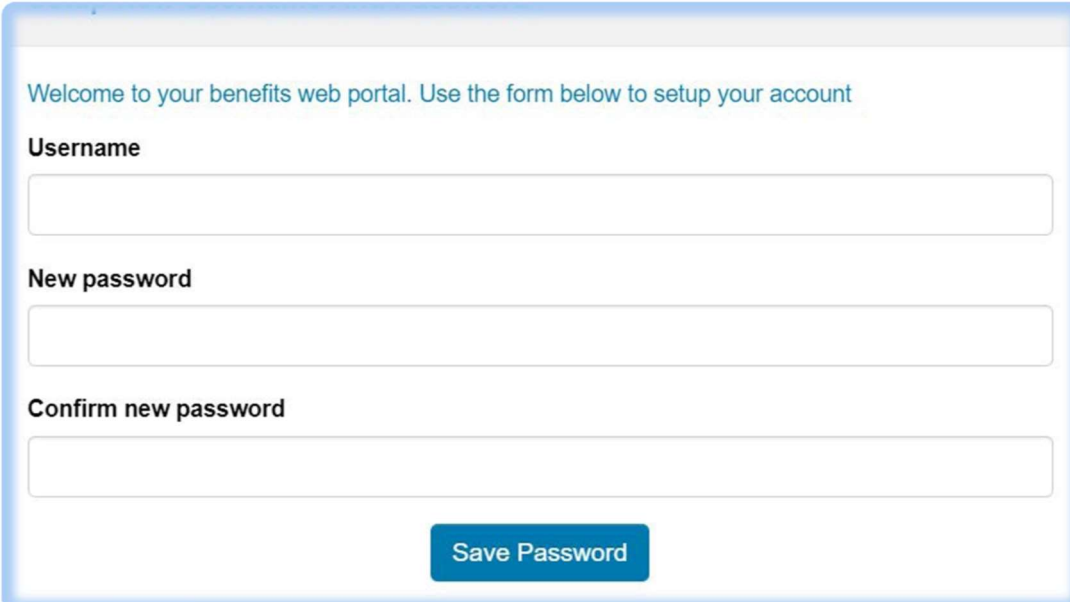
- ❖ Enter the following member information, First and Last Name, Date of Birth, Member ID from your ID card without the last 2 digits (Ex: AHS060001234500- omit the 00), phone number and email address.
- ❖ Once your membership has been verified you will receive an email welcoming you to the Access Health Member Portal with a link to the portal web address:

portal.claims.aproposystems.com.
You will promptly be directed to set up a username and password.



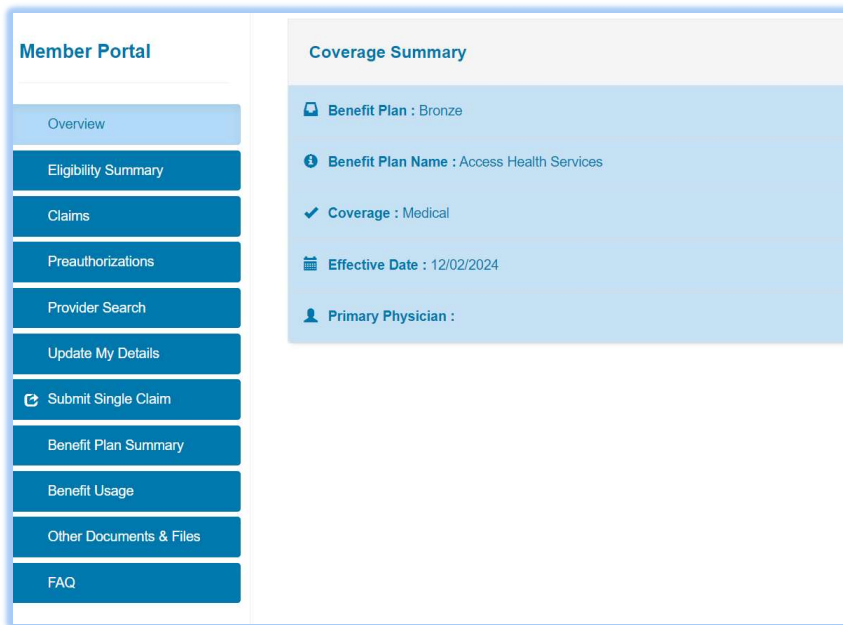
The form is titled "Web Access Portal" with the subtitle "Your Connection to your health benefits administrator". Below this is the heading "Create New Account". The form contains several input fields: "First Name", "Last Name", "Date of Birth", "Member Id", "Phone Number" (with a dropdown for country code, currently showing "+1"), and "E-mail address". At the bottom of the form is a blue button labeled "Verify Membership". Below the button is a link that says "Login with existing account". A red line with a dot at the end points from the text "Member ID from your ID card" in the instructions to the "Member Id" input field.

4. Create User ID and Password: Don't forget to save this information, it will not be emailed to you.



The form is titled "Welcome to your benefits web portal. Use the form below to setup your account". It contains three input fields: "Username", "New password", and "Confirm new password". At the bottom of the form is a blue button labeled "Save Password". A red line with a dot at the end points from the text "Don't forget to save this information" in the instructions to the "Save Password" button.

Once you have created your User ID and Password you will have the capability to:



- View Coverage
- View Eligibility
- View Benefit plan
- Effective date
- Access ID card
- View claims

For dependents 18 or over you will not see them listed as dependents and they will need to create their own portal username and password to access the above information.

It's that easy. Get started today!

- ❖ If you have any trouble accessing the portal, please reach out to the member services call center at the number listed on your Member ID Card.
- ❖ Your plan must be effective before your member portal will be active.
- ❖ Reminder the Access Health Member Portal will not be active until 1/1/2025.